



Office of the Postsecondary Commissioner

Senate Finance Hearing

May 18, 2021

**RHODE
ISLAND**

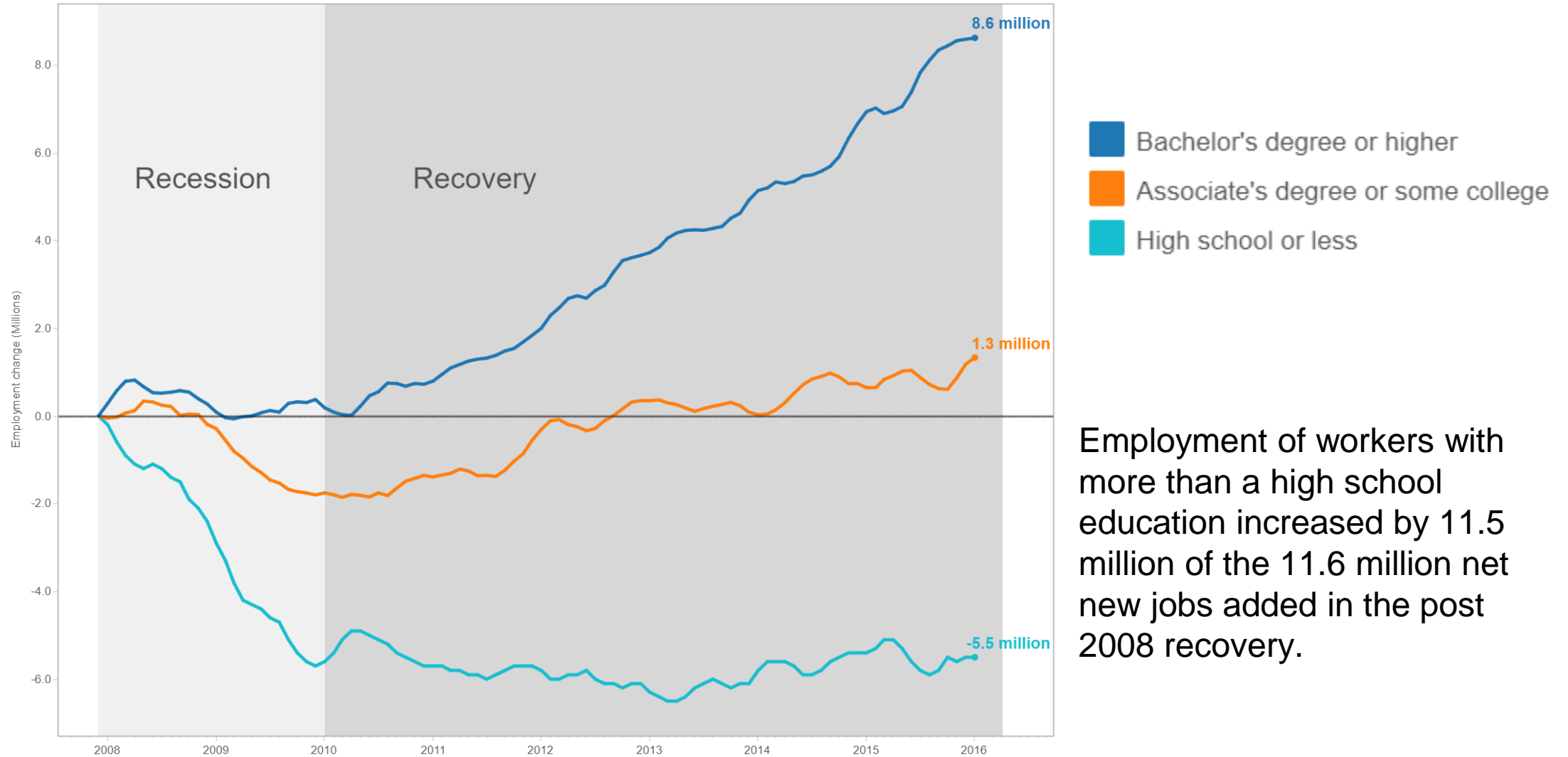
Agenda

- Introduction
- Role of Office of Postsecondary Commissioner
- Mission for the work
- Overview of key initiatives
- FY22 Governor's submitted budget

Toward a more robust postsecondary system

- ✗ Multiply efforts across public and private institutions
- People without postsecondary credentials are being left behind
- ✚ Need to add credentials aligned to job market
- ≡ Earning power increases proportionate to education attainment

Recent history: Why postsecondary education is critical



Impact of education on earning potential

Median Earnings by Educational Attainment for Rhode Islanders, Age 25 +

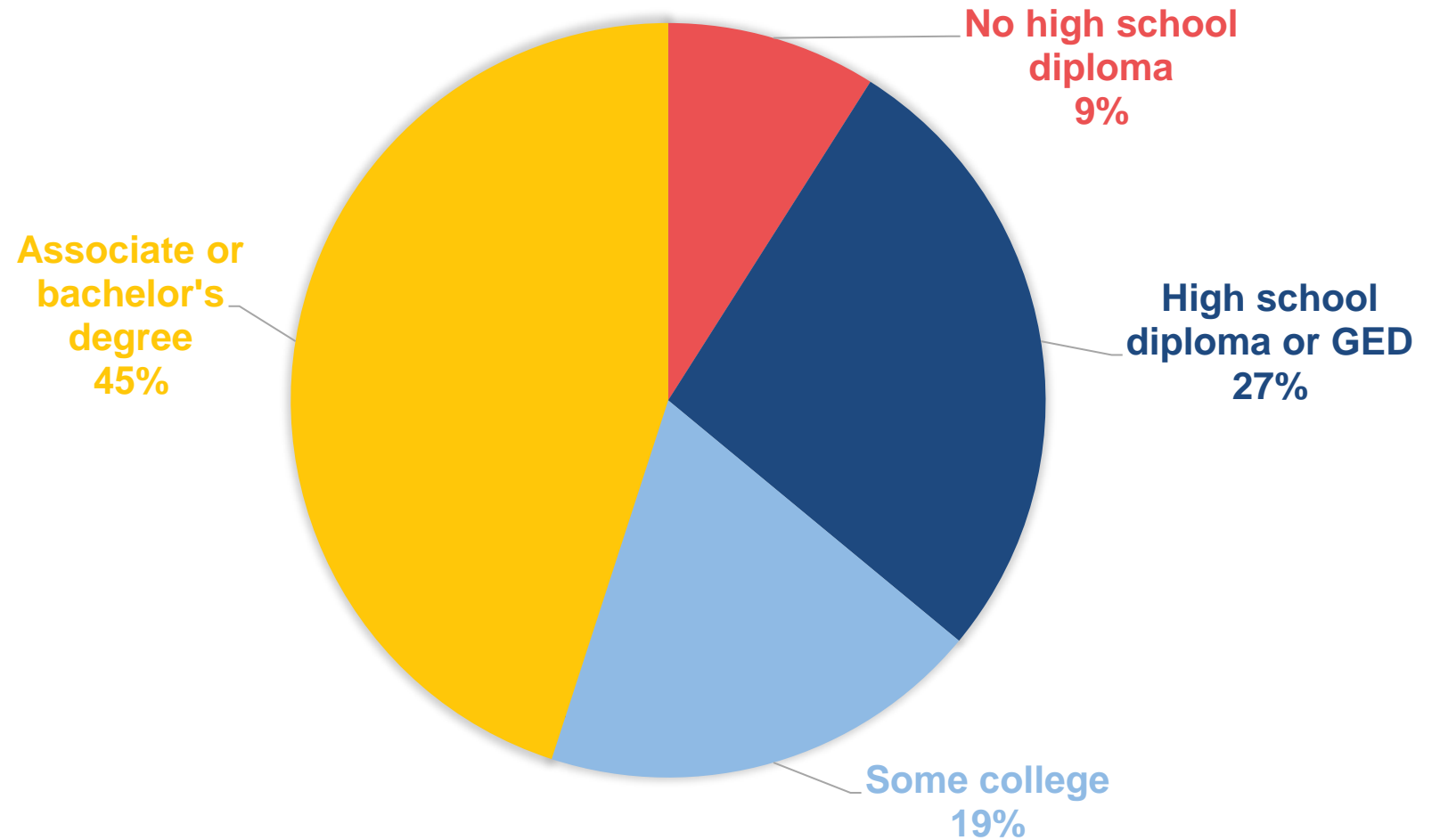
No High School Diploma	\$27,880
High School and Equivalent	\$36,009
Some College or Associate Degree	\$40,976
Bachelor's Degree	\$56,642
Graduate/Professional	\$76,777

Where we are...

52.9% of Rhode Islanders have attained a postsecondary degree or credential

- 45% have attained postsecondary degrees
- 7.9% have a postsecondary credential

POSTSECONDARY ATTAINMENT WORKING-AGE POPULATION AGE 25+



How we get to 70%

Increase Postsecondary Credentials

Equity

Alignment

state government

IHEs

business
community

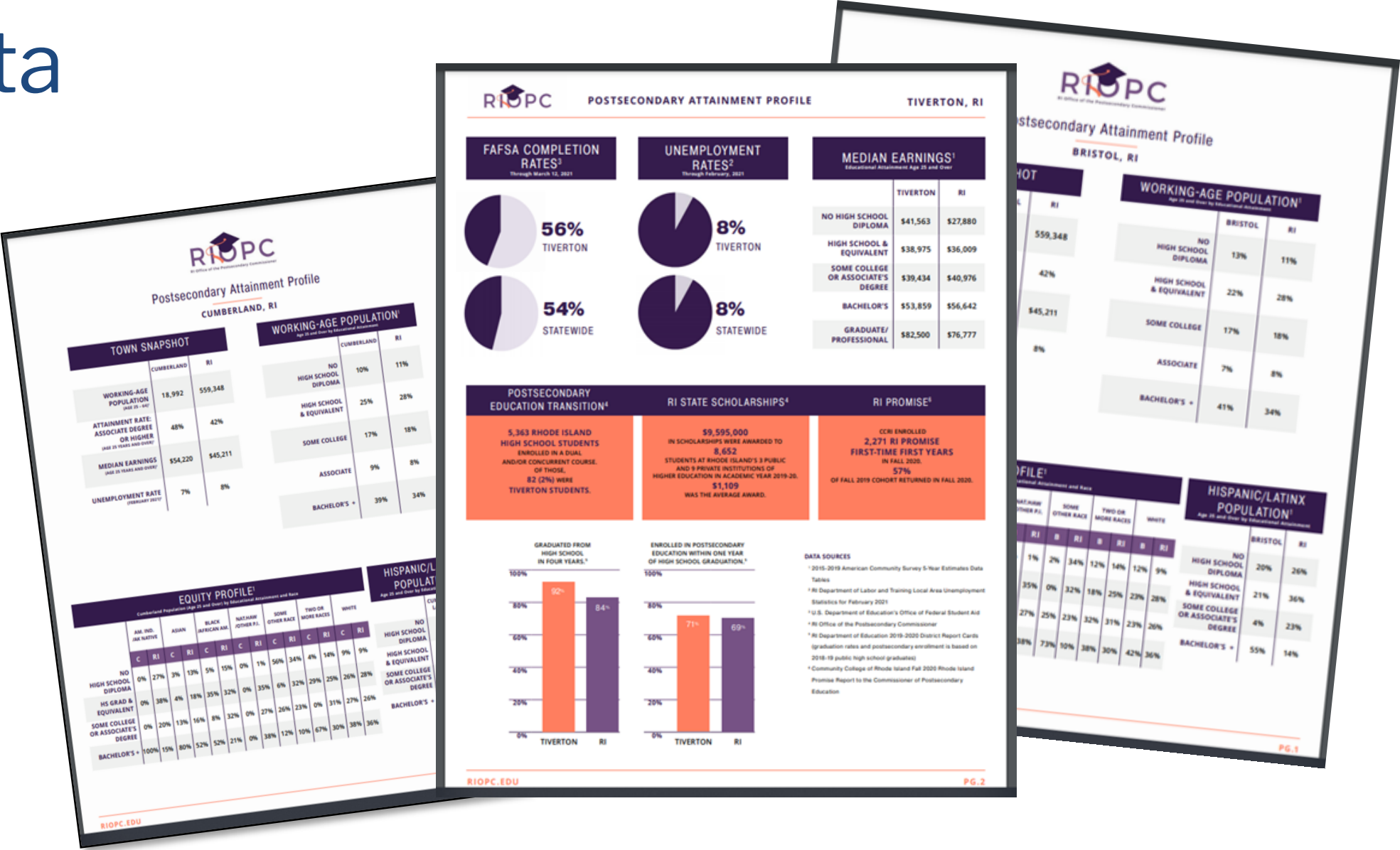
community
organizations

70%

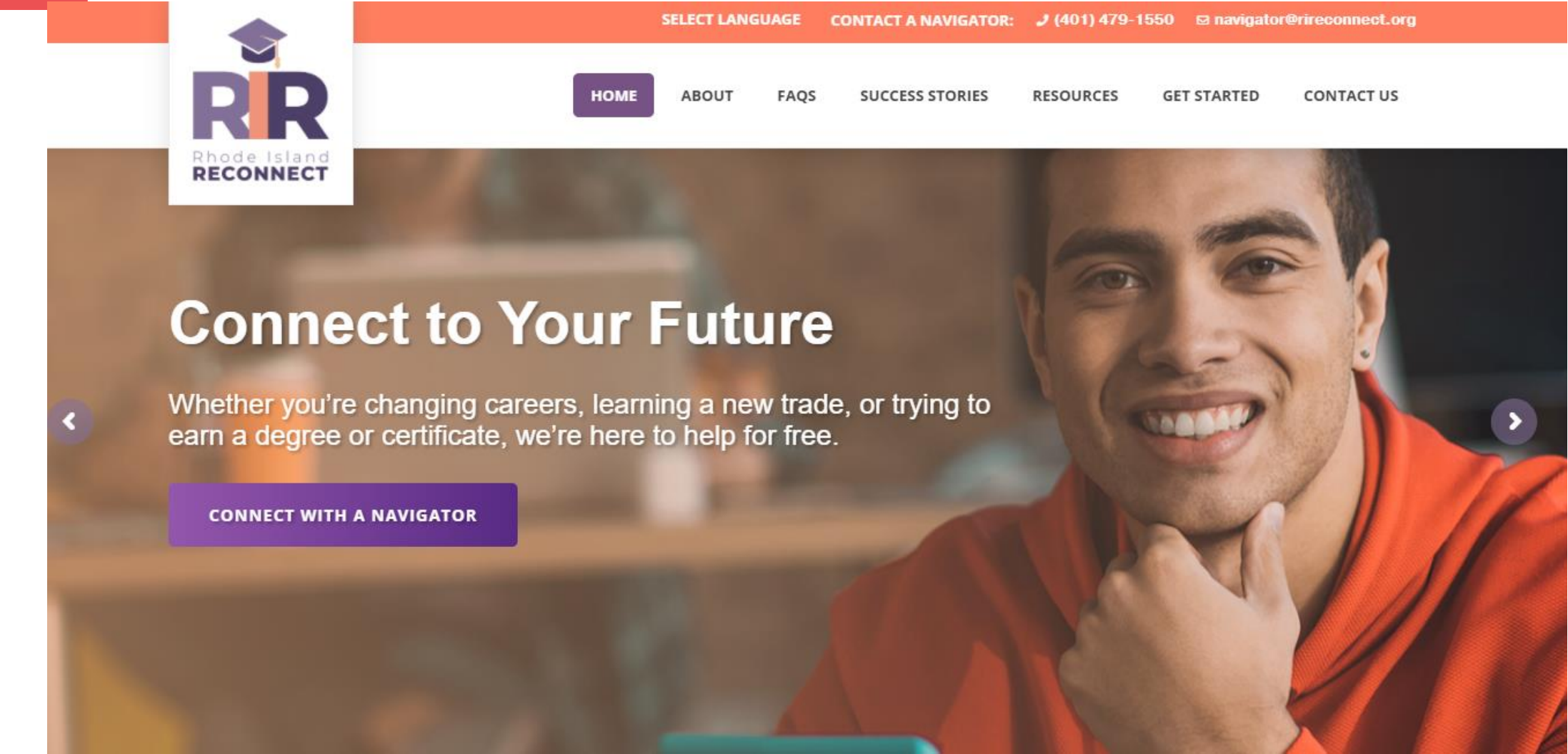
Local data

x39

- FAFSA completion
- High school graduation
- Attainment levels
- Enrollment in college



RI Reconnect



Workforce centers

- Reaching new markets
- Expanding to northern RI
- Open during shutdown
- Over 1,000 students served in COVID
- Necessary for attainment
- Partnerships with public & private IHEs, business community, nonprofits & community-based organizations



Dual and concurrent enrollment

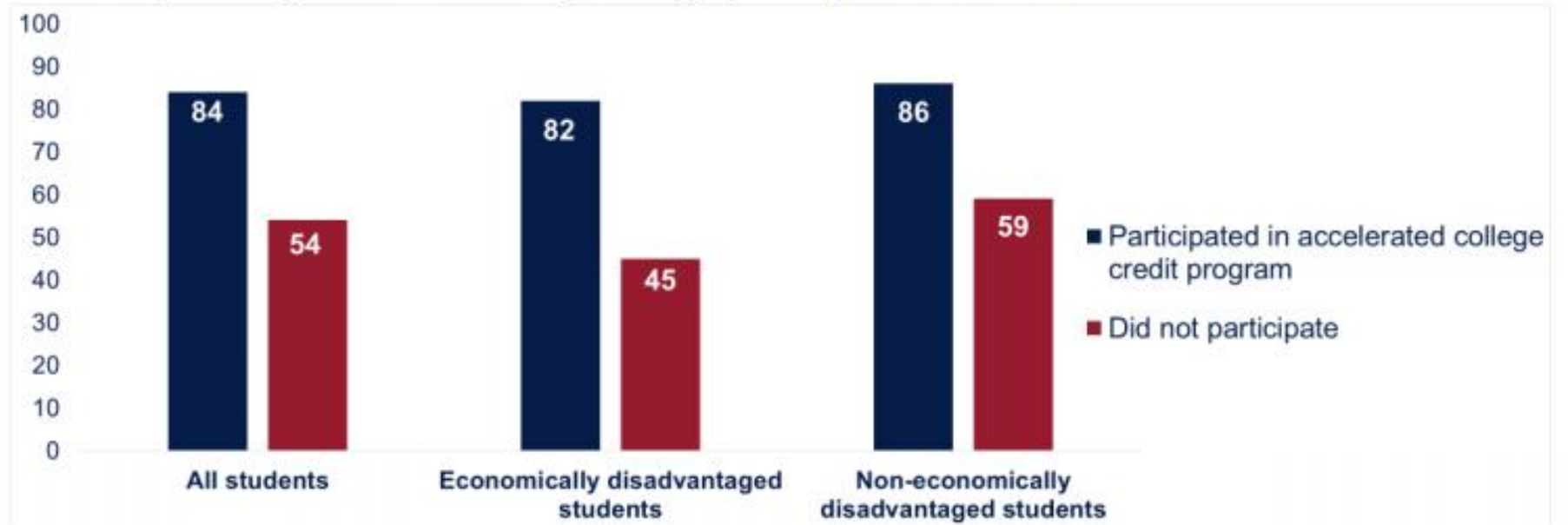
Since its start in the academic year of 2015-2016, there has been :

- **41% increase** in student participation
- **70% increase¹** in dual enrollment credits earned
- **15% increase¹** in concurrent enrollment credits earned

¹ Based on comparison of yearly enrollments since 2016-2017 academic year.

Accelerated college credit program participation has a positive impact on enrolling in college within a year of graduating

Predicted probability of student enrolling in college (percent) based on model




Note: The sample size is 3,916 students in a matched sample drawn from students who were first-time 9th graders in Rhode Island public schools in 2013/14. Predicted probabilities were estimated using a statistical model. Source: Authors' analysis of data from the Rhode Island Department of Education.

Role in COVID

Intercollegiate Relationships

- Coordinated efforts for strategy, design, implementation & ongoing support
- Plan, test, trace, vaccinate
- Trust
- 11 IHEs, AICU, workforce centers, RIDOH, Young Adult Task Force and OPC



Governor's recommended FY 2022 budget

Total Budget \$44.4 M (over 95% is pass-through)

General Revenue \$17.3 M

OPC Operating Budget \$1.7 M

FTEs = 31

OPC - 13

RINEC - 10 (restricted)

WEC - 8 (restricted)

+2 FTEs requested for Northern RI Education Center

A few considerations as you review our budget:

1. It was created within prescribed fiscal constraints, due to the pandemic.
2. The budget was submitted 6 months prior to the new commissioner's arrival.
3. The office is transitioning to a new agenda with focused priorities not reflected in the current budget.

Thank you

